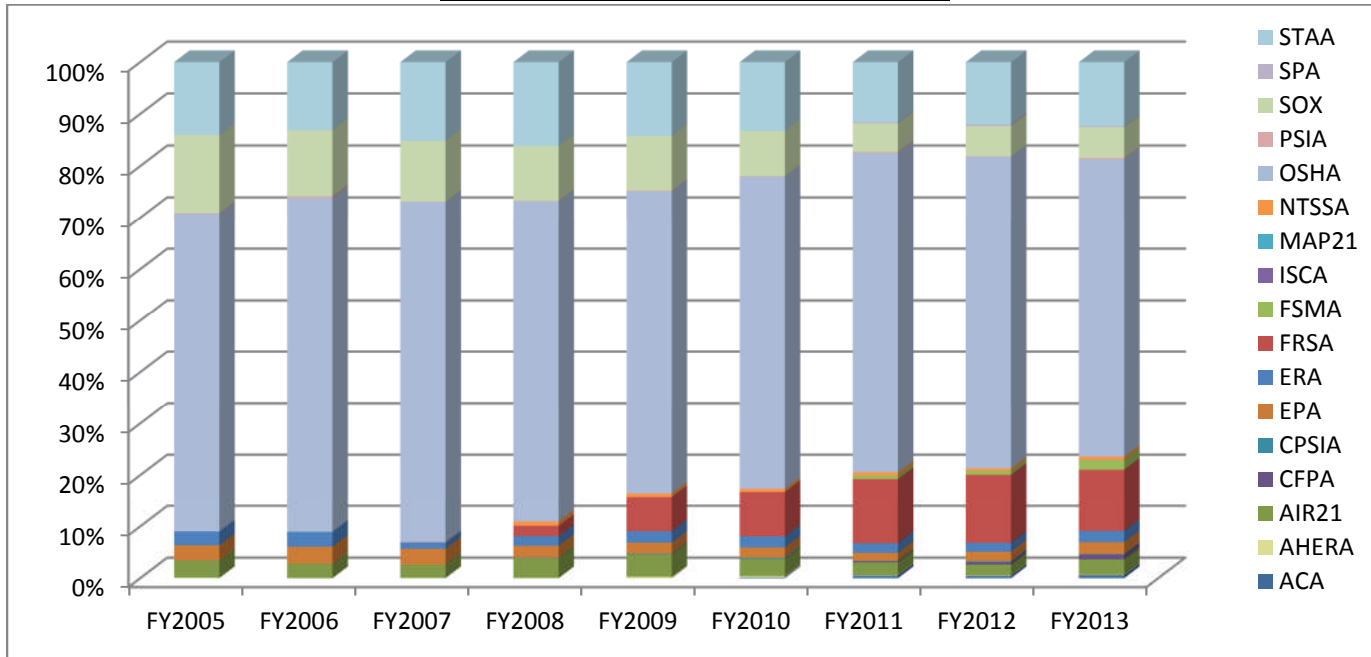
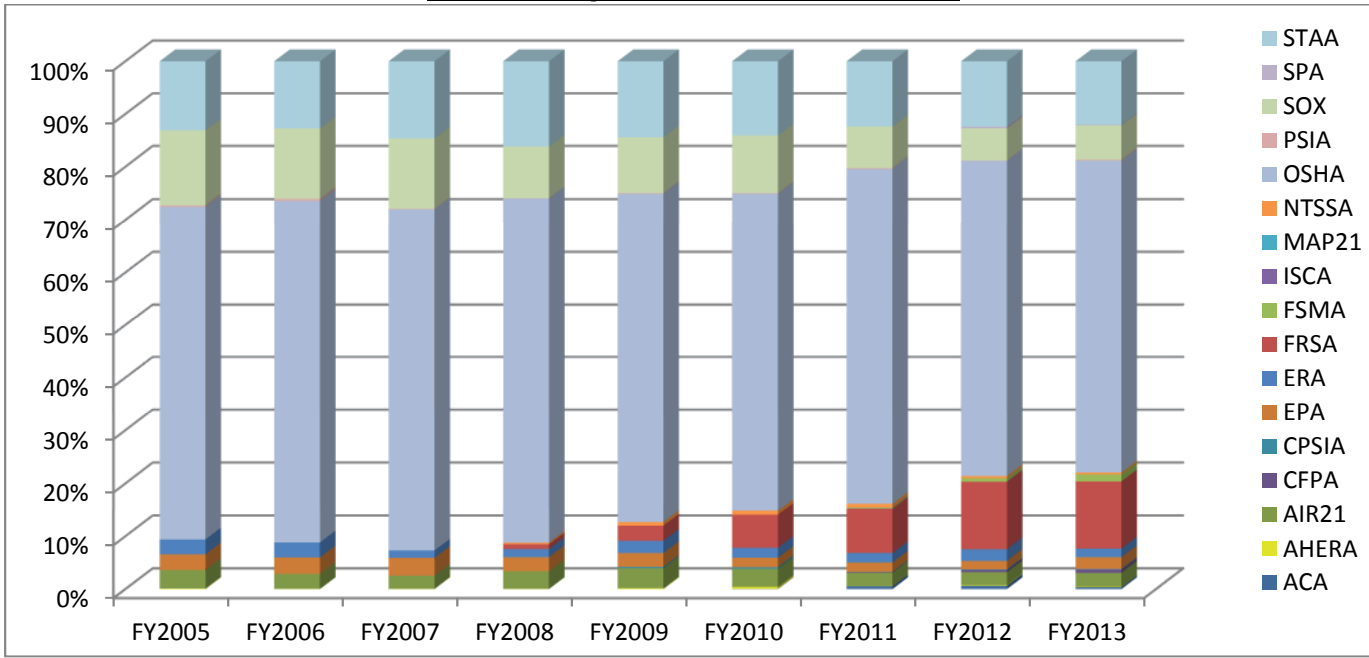


Cases Received: FY2005 - FY2013



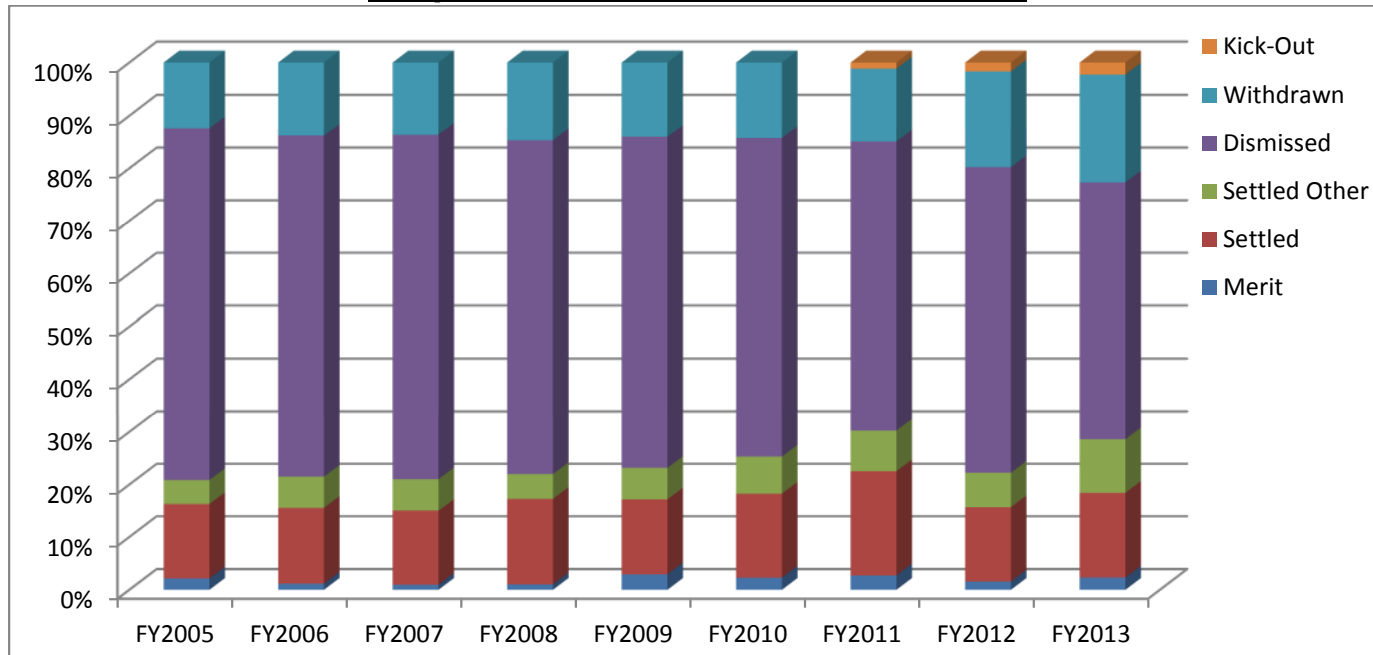
Cases Received: FY2005 - FY2013									
Statute	FY 2005	FY 2006	FY 2007	FY 2008	FY 2009	FY 2010	FY 2011	FY 2012	FY 2013
ACA	0	0	0	0	0	4	14	14	17
AHERA	2	0	1	1	6	6	3	3	3
AIR21	65	52	50	85	92	75	65	59	86
CFPA	0	0	0	0	0	0	6	14	27
CPSIA	0	0	0	2	4	6	2	5	4
EPA	56	60	61	51	46	46	42	53	66
ERA	52	53	23	41	48	50	49	49	64
FRSA	0	0	1	45	145	201	338	384	348
FSMA	0	0	0	0	0	0	18	22	54
ISCA	0	0	0	0	0	1	0	0	0
MAP21	0	0	0	0	0	0	0	0	1
NTSSA	0	0	0	18	15	14	17	14	19
OSHA	1194	1195	1301	1381	1267	1402	1667	1750	1686
PSIA	3	7	1	3	3	2	6	2	7
SOX	291	234	231	235	228	201	147	168	173
SPA	0	0	0	0	0	0	5	9	5
STAA	271	241	297	357	306	306	312	347	360
Total	1934	1842	1966	2219	2160	2314	2691	2893	2920

Cases Completed: FY2005 – FY2013



Cases Completed: FY2005 – FY2013									
Statute	FY 2005	FY 2006	FY 2007	FY 2008	FY 2009	FY 2010	FY 2011	FY 2012	FY 2013
ACA	0	0	0	0	0	1	11	18	11
AHERA	1	1	1	1	3	7	1	4	1
AIR21	66	54	46	65	71	65	49	66	83
CFPA	0	0	0	0	0	0	2	12	19
CPSIA	0	0	0	0	5	6	1	4	4
EPA	55	57	55	51	49	34	34	44	68
ERA	52	54	26	31	44	36	35	61	50
FRSA	0	0	0	18	53	119	164	354	392
FSMA	0	0	0	0	0	0	4	18	41
ISCA	0	0	0	0	0	0	1	0	0
MAP21	0	0	0	0	0	0	0	0	0
NTSSA	0	0	0	6	13	15	13	12	11
OSHA	1160	1229	1167	1255	1168	1144	1235	1653	1820
PSIA	5	6	2	1	2	2	3	2	6
SOX	252	251	240	191	197	206	153	155	201
SPA	0	0	0	0	0	0	0	10	4
STAA	248	246	268	320	271	269	241	354	370
Total	1839	1898	1805	1938	1876	1904	1947	2767	3081

Complaint Determinations¹: FY2005 – FY2013



Complaint Determinations FY2005 – FY2013							
Fiscal Year	Merit	Settled	Settled Other	Dismissed	Kick-Out²	Withdrawn	Total Determinations
2005	41	269	87	1270	N/A	235	1902
2006	23	284	117	1275	N/A	272	1971
2007	18	261	112	1217	N/A	253	1861
2008	21	328	95	1280	N/A	296	2020
2009	57	277	116	1221	N/A	272	1943
2010	45	312	138	1182	N/A	278	1955
2011	48	400	156	1108	23	278	2013
2012	45	405	187	1662	48	518	2865
2013	76	527	333	1595	74	667	3272
Total	374	3063	1341	11810	145	3069	19802

¹ Complaint Determinations gives the total of complainant determinations made in each year. Because determinations are specific to each complainant (i.e. 3 complainants under one docket get 3 different determinations), there are more “determinations” than there are “case closures”.

² A “kick-out” occurs when the complainant brings an action for *de novo* review of the complaint in a United States district court under the circumstances outlined in the statute.

Complaint Determinations – FY2005						
Statute	Merit	Settled	Settled Other	Dismissed	Withdrawn	Total Determinations
ACA	0	0	0	0	0	0
AHERA	0	0	0	0	2	2
AIR21	5	4	2	47	9	67
CFPA	0	0	0	0	0	0
CPSIA	0	0	0	0	0	0
EPA	1	3	3	45	4	56
ERA	1	2	7	39	5	54
FRSA	0	0	0	0	0	0
FSMA	0	0	0	0	0	0
ISCA	0	0	0	0	0	0
NTSSA	0	0	0	0	0	0
OSHA	23	224	47	760	146	1200
PSIA	0	0	0	4	1	5
SOX	8	9	20	193	38	268
SPA	0	0	0	0	0	0
STAA	3	27	8	182	30	250
Total	41	269	87	1270	235	1902

Complaint Determinations – FY2006						
Statute	Merit	Settled	Settled Other	Dismissed	Withdrawn	Total Determinations
ACA	0	0	0	0	0	0
AHERA	0	0	0	0	1	1
AIR21	0	1	2	49	4	56
CFPA	0	0	0	0	0	0
CPSIA	0	0	0	0	0	0
EPA	4	5	2	42	8	61
ERA	3	1	9	38	5	56
FRSA	0	0	0	0	0	0
FSMA	0	0	0	0	0	0
ISCA	0	0	0	0	0	0
NTSSA	0	0	0	0	0	0
OSHA	14	213	66	787	196	1276
PSIA	0	0	0	8	0	8
SOX	0	17	28	186	30	261
SPA	0	0	0	0	0	0
STAA	2	47	10	165	28	252
Total	23	284	117	1275	272	1971

Complaint Determinations – FY2007						
Statute	Merit	Settled	Settled Other	Dismissed	Withdrawn	Total Determinations
ACA	0	0	0	0	0	0
AHERA	0	0	0	1	0	1
AIR21	1	6	2	30	8	47
CFPA	0	0	0	0	0	0
CPSIA	0	0	0	0	0	0
EPA	1	8	3	44	6	62
ERA	0	0	3	20	3	26
FRSA	0	0	0	0	0	0
FSMA	0	0	0	0	0	0
ISCA	0	0	0	0	0	0
NTSSA	0	0	0	0	0	0
OSHA	14	190	58	766	176	1204
PSIA	0	0	0	2	0	2
SOX	0	13	30	172	31	246
SPA	0	0	0	0	0	0
STAA	2	44	16	182	29	273
Total	18	261	112	1217	253	1861

Complaint Determinations – FY2008						
Statute	Merit	Settled	Settled Other	Dismissed	Withdrawn	Total Determinations
ACA	0	0	0	0	0	0
AHERA	0	0	0	1	0	1
AIR21	2	8	2	50	5	67
CFPA	0	0	0	0	0	0
CPSIA	0	0	0	0	0	0
EPA	1	6	3	38	6	54
ERA	0	1	4	24	2	31
FRSA	1	2	0	13	2	18
FSMA	0	0	0	0	0	0
ISCA	0	0	0	0	0	0
NTSSA	0	0	0	7	0	7
OSHA	14	202	45	830	227	1318
PSIA	0	0	0	1	0	1
SOX	0	15	27	130	24	196
SPA	0	0	0	0	0	0
STAA	3	94	14	186	30	327
Total	21	328	95	1280	296	2020

Complaint Determinations – FY2009						
Statute	Merit	Settled	Settled Other	Dismissed	Withdrawn	Total Determinations
ACA	0	0	0	0	0	0
AHERA	0	0	0	2	1	3
AIR21	15	6	4	48	6	79
CFPA	0	0	0	0	0	0
CPSIA	0	1	0	4	0	5
EPA	0	3	4	42	1	50
ERA	1	0	10	34	3	48
FRSA	9	2	2	31	11	55
FSMA	0	0	0	0	0	0
ISCA	0	0	0	0	0	0
NTSSA	0	1	2	8	3	14
OSHA	22	210	55	726	187	1200
PSIA	0	0	1	0	1	2
SOX	3	12	29	127	35	206
SPA	0	0	0	0	0	0
STAA	7	42	9	199	24	281
Total	57	277	116	1221	272	1943

Complaint Determinations – FY2010						
Statute	Merit	Settled	Settled Other	Dismissed	Withdrawn	Total Determinations
ACA	0	0	0	1	0	1
AHERA	0	1	1	5	0	7
AIR21	1	5	8	49	3	66
CFPA	0	0	0	0	0	0
CPSIA	0	1	0	5	0	6
EPA	0	5	4	24	2	35
ERA	0	1	6	21	9	37
FRSA	8	12	14	69	16	119
FSMA	0	0	0	0	0	0
ISCA	0	0	0	0	0	0
NTSSA	1	1	1	10	2	15
OSHA	24	244	66	672	177	1183
PSIA	0	0	0	2	0	2
SOX	3	17	21	141	27	209
SPA	0	0	0	0	0	0
STAA	8	25	17	183	42	275
Total	45	312	138	1182	278	1955

Complaint Determinations – FY2011							
Statute	Merit	Settled	Settled Other	Dismissed	Kick-Out	Withdrawn	Total Determinations
ACA	0	0	0	6	0	5	11
AHERA	0	0	0	2	N/A	0	2
AIR21	0	3	8	33	N/A	8	52
CFPA	0	0	0	1	0	1	2
CPSIA	0	0	0	0	0	1	1
EPA	1	5	3	22	N/A	3	34
ERA	0	4	6	24	0	6	40
FRSA	16	13	22	77	9	30	167
FSMA	0	1	2	1	0	0	4
ISCA	0	0	0	1	N/A	0	1
NTSSA	0	2	2	8	1	0	13
OSHA	23	314	74	694	N/A	178	1283
PSIA	0	0	0	2	N/A	1	3
SOX	2	7	30	93	9	15	156
SPA	0	0	0	0	0	0	0
STAA	6	51	9	144	4	30	244
Total	48	400	156	1108	23	278	2013

Complaint Determinations – FY2012							
Statute	Merit	Settled	Settled Other	Dismissed	Kick-Out	Withdrawn	Total Determinations
ACA	0	0	0	12	0	6	18
AHERA	0	0	1	3	N/A	0	4
AIR21	2	4	3	54	N/A	4	67
CFPA	0	1	0	4	1	6	12
CPSIA	0	0	0	4	0	0	4
EPA	2	8	3	26	N/A	5	44
ERA	0	4	11	39	3	5	62
FRSA	14	18	37	221	31	50	371
FSMA	0	3	1	7	0	7	18
ISCA	0	0	0	0	N/A	0	0
MAP21	0	0	0	0	0	0	0
NTSSA	0	0	3	8	0	1	12
OSHA	18	294	88	977	N/A	340	1717
PSIA	0	0	0	2	N/A	0	2
SOX	2	10	29	89	10	18	158
SPA	0	4	0	11	0	2	17
STAA	7	59	11	205	3	74	359
Total	45	405	187	1662	48	518	2865

Complaint Determinations – FY2013							
Statute	Merit	Settled	Settled Other	Dismissed	Kick-Out	Withdrawn	Total Determinations
ACA	0	0	0	7	0	4	11
AHERA	0	0	0	1	N/A	0	1
AIR21	2	10	8	53	N/A	15	88
CFPA	0	4	1	8	2	5	20
CPSIA	0	0	0	0	3	1	4
EPA	3	6	8	40	N/A	12	69
ERA	2	0	11	28	2	7	50
FRSA	17	67	43	173	34	65	399
FSMA	0	4	5	21	2	9	41
ISCA	0	0	0	0	N/A	0	0
MAP21	0	0	0	0	0	0	0
NTSSA	0	1	0	5	0	5	11
OSHA	39	368	201	920	N/A	414	1942
PSIA	0	0	0	5	N/A	1	6
SOX	2	9	29	142	25	44	251
SPA	0	1	1	1	1	0	4
STAA	11	57	26	191	5	85	375
Total	76	527	333	1595	74	667	3272