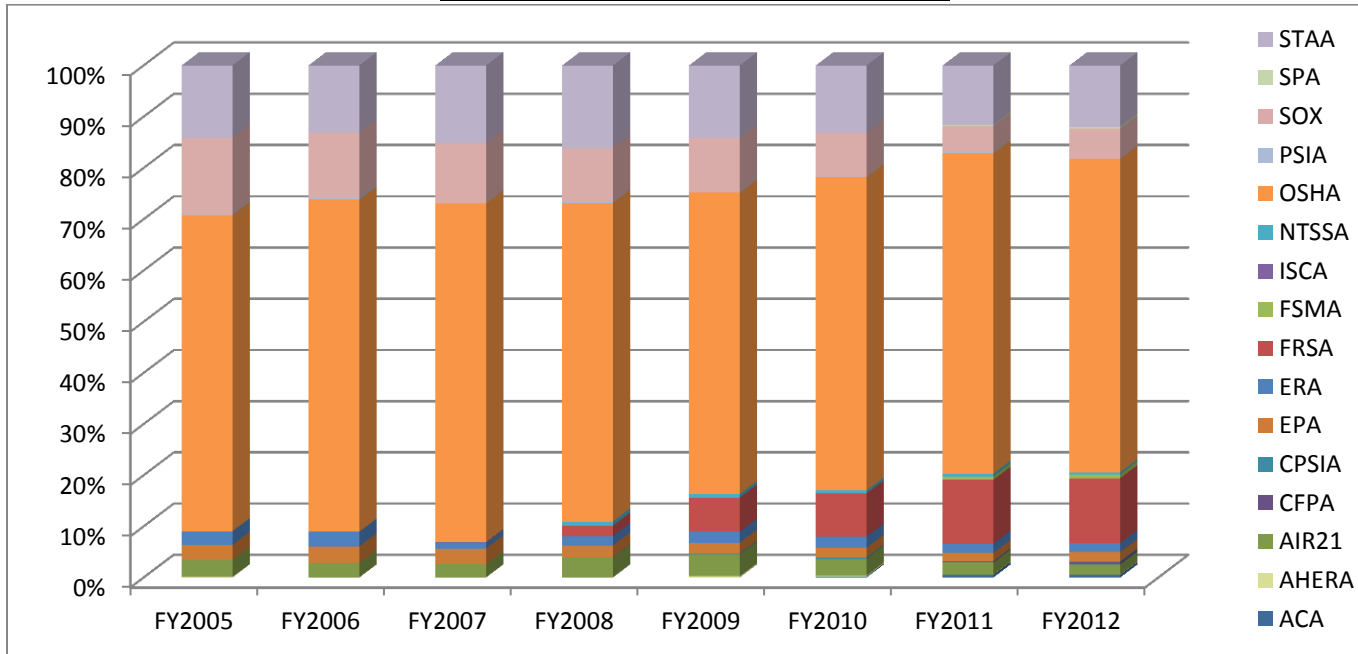
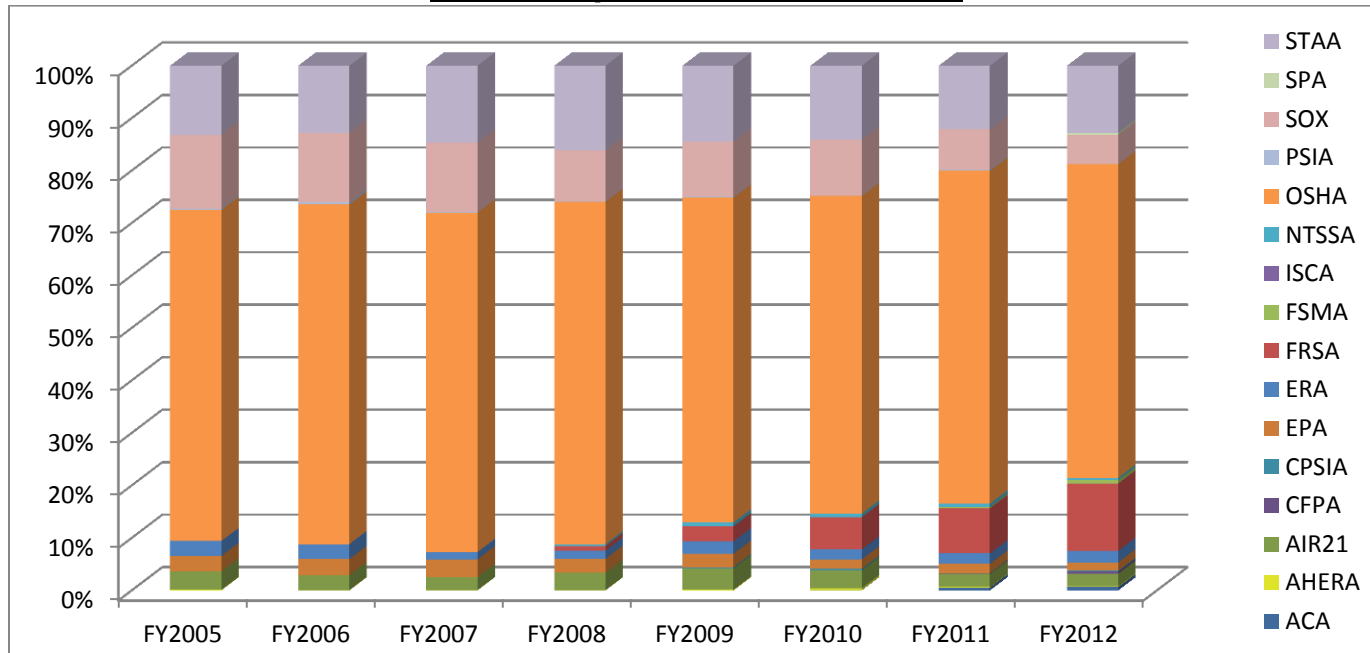


Cases Received: FY2005 – FY2012



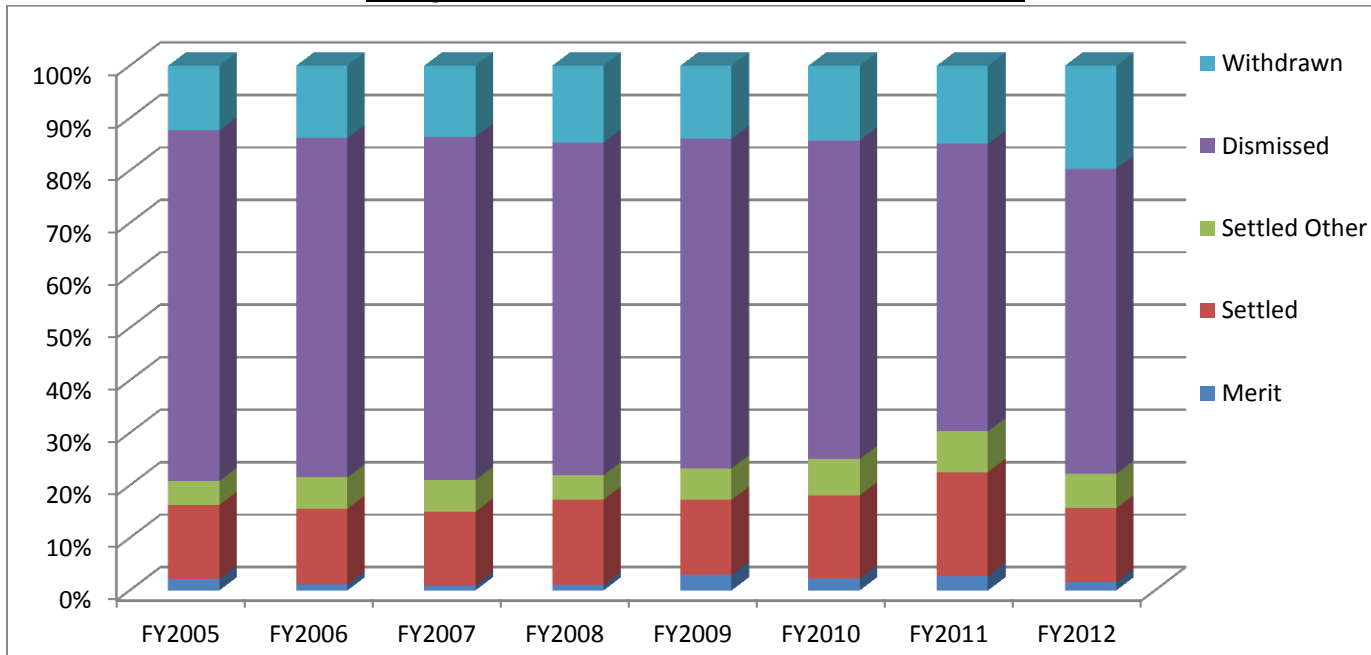
Cases Received: FY2005 – FY2012								
Statute	FY 2005	FY 2006	FY 2007	FY 2008	FY 2009	FY 2010	FY 2011	FY 2012
ACA	0	0	0	0	0	4	14	14
AHERA	2	0	1	1	6	6	2	3
AIR21	65	52	50	85	91	74	62	54
CFPA	0	0	0	0	0	0	5	13
CPSIA	0	0	0	2	4	6	2	5
EPA	56	60	61	51	46	45	42	50
ERA	52	53	23	41	46	50	48	49
FRSA	0	0	1	45	144	196	331	353
FSMA	0	0	0	0	0	0	17	21
ISCA	0	0	0	0	0	1	0	0
NTSSA	0	0	0	18	15	14	15	11
OSHA	1194	1195	1301	1381	1270	1418	1656	1706
PSIA	3	7	1	3	3	2	5	1
SOX	291	234	231	235	228	198	136	164
SPA	0	0	0	0	0	0	5	9
STAA	271	241	297	357	305	305	308	334
Total	1934	1842	1966	2219	2158	2319	2648	2787

Cases Completed: FY2005 – FY2012



Cases Completed: FY2005 – FY2012								
Statute	FY 2005	FY 2006	FY 2007	FY 2008	FY 2009	FY 2010	FY 2011	FY 2012
ACA	0	0	0	0	0	1	11	18
AHERA	1	1	1	1	3	7	1	4
AIR21	66	54	46	65	70	65	49	66
CFPA	0	0	0	0	0	0	2	12
CPSIA	0	0	0	0	5	6	1	4
EPA	55	57	55	51	49	34	35	44
ERA	52	54	26	31	42	36	35	61
FRSA	0	0	0	18	53	120	170	355
FSMA	0	0	0	0	0	0	4	18
ISCA	0	0	0	0	0	0	1	0
NTSSA	0	0	0	6	13	13	13	12
OSHA	1160	1229	1167	1255	1170	1142	1229	1655
PSIA	5	6	2	1	2	2	3	2
SOX	252	251	240	191	196	204	153	154
SPA	0	0	0	0	0	0	0	10
STAA	248	246	268	320	270	269	241	354
Total	1839	1898	1805	1938	1873	1899	1948	2769

Complaint Determinations¹: FY2005 – FY2012



Complaint Determinations FY2005 – FY2012						
Fiscal Year	Merit	Settled	Settled Other	Dismissed	Withdrawn	Total Determinations
2005	41	269	87	1270	235	1902
2006	23	284	117	1275	272	1971
2007	18	261	112	1217	253	1861
2008	21	328	95	1280	296	2020
2009	58	277	116	1218	271	1940
2010	44	309	135	1183	278	1949
2011	55	399	156	1103	300	2013
2012	45	405	187	1665	565	2867
Total	305	2532	1005	10211	2470	16523

¹ Complaint Determinations gives the total of complainant determinations made in each year. Because determinations are specific to each complainant (i.e. 3 complainants under one docket get 3 different determinations), there are more “determinations” than there are “case closures”.

Complaint Determinations - FY2005						
Statute	Merit	Settled	Settled Other	Dismissed	Withdrawn	Total Determinations
ACA	0	0	0	0	0	0
AHERA	0	0	0	0	2	2
AIR21	5	4	2	47	9	67
CFPA	0	0	0	0	0	0
CPSIA	0	0	0	0	0	0
EPA	1	3	3	45	4	56
ERA	1	2	7	39	5	54
FRSA	0	0	0	0	0	0
FSMA	0	0	0	0	0	0
ISCA	0	0	0	0	0	0
NTSSA	0	0	0	0	0	0
OSHA	23	224	47	760	146	1200
PSIA	0	0	0	4	1	5
SOX	8	9	20	193	38	268
SPA	0	0	0	0	0	0
STAA	3	27	8	182	30	250
Total	41	269	87	1270	235	1902

Complaint Determinations - FY2006						
Statute	Merit	Settled	Settled Other	Dismissed	Withdrawn	Total Determinations
ACA	0	0	0	0	0	0
AHERA	0	0	0	0	1	1
AIR21	0	1	2	49	4	56
CFPA	0	0	0	0	0	0
CPSIA	0	0	0	0	0	0
EPA	4	5	2	42	8	61
ERA	3	1	9	38	5	56
FRSA	0	0	0	0	0	0
FSMA	0	0	0	0	0	0
ISCA	0	0	0	0	0	0
NTSSA	0	0	0	0	0	0
OSHA	14	213	66	787	196	1276
PSIA	0	0	0	8	0	8
SOX	0	17	28	186	30	261
SPA	0	0	0	0	0	0
STAA	2	47	10	165	28	252
Total	23	284	117	1275	272	1971

Complaint Determinations – FY2007						
Statute	Merit	Settled	Settled Other	Dismissed	Withdrawn	Total Determinations
ACA	0	0	0	0	0	0
AHERA	0	0	0	1	0	1
AIR21	1	6	2	30	8	47
CFPA	0	0	0	0	0	0
CPSIA	0	0	0	0	0	0
EPA	1	8	3	44	6	62
ERA	0	0	3	20	3	26
FRSA	0	0	0	0	0	0
FSMA	0	0	0	0	0	0
ISCA	0	0	0	0	0	0
NTSSA	0	0	0	0	0	0
OSHA	14	190	58	766	176	1204
PSIA	0	0	0	2	0	2
SOX	0	13	30	172	31	246
SPA	0	0	0	0	0	0
STAA	2	44	16	182	29	273
Total	18	261	112	1217	253	1861

Complaint Determinations – FY2008						
Statute	Merit	Settled	Settled Other	Dismissed	Withdrawn	Total Determinations
ACA	0	0	0	0	0	0
AHERA	0	0	0	1	0	1
AIR21	2	8	2	50	5	67
CFPA	0	0	0	0	0	0
CPSIA	0	0	0	0	0	0
EPA	1	6	3	38	6	54
ERA	0	1	4	24	2	31
FRSA	1	2	0	13	2	18
FSMA	0	0	0	0	0	0
ISCA	0	0	0	0	0	0
NTSSA	0	0	0	7	0	7
OSHA	14	202	45	830	227	1318
PSIA	0	0	0	1	0	1
SOX	0	15	27	130	24	196
SPA	0	0	0	0	0	0
STAA	3	94	14	186	30	327
Total	21	328	95	1280	296	2020

Complaint Determinations – FY2009						
Statute	Merit	Settled	Settled Other	Dismissed	Withdrawn	Total Determinations
ACA	0	0	0	0	0	0
AHERA	0	0	0	2	1	3
AIR21	15	6	4	47	6	78
CFPA	0	0	0	0	0	0
CPSIA	0	1	0	4	0	5
EPA	0	3	4	42	1	50
ERA	1	0	10	32	3	46
FRSA	9	2	2	31	11	55
FSMA	0	0	0	0	0	0
ISCA	0	0	0	0	0	0
NTSSA	0	1	2	8	3	14
OSHA	23	210	54	728	187	1202
PSIA	0	0	1	0	1	2
SOX	3	12	29	127	34	205
SPA	0	0	0	0	0	0
STAA	7	42	10	197	24	280
Total	58	277	116	1218	271	1940

Complaint Determinations – FY2010						
Statute	Merit	Settled	Settled Other	Dismissed	Withdrawn	Total Determinations
ACA	0	0	0	1	0	1
AHERA	0	1	1	5	0	7
AIR21	1	5	8	49	3	66
CFPA	0	0	0	0	0	0
CPSIA	0	1	0	5	0	6
EPA	0	5	4	24	2	35
ERA	0	1	6	21	9	37
FRSA	9	12	14	69	16	120
FSMA	0	0	0	0	0	0
ISCA	0	0	0	0	0	0
NTSSA	1	1	0	9	2	13
OSHA	22	242	64	675	177	1180
PSIA	0	0	0	2	0	2
SOX	3	16	21	140	27	207
SPA	0	0	0	0	0	0
STAA	8	25	17	183	42	275
Total	44	309	135	1183	278	1949

Complaint Determinations – FY2011						
Statute	Merit	Settled	Settled Other	Dismissed	Withdrawn	Total Determinations
ACA	0	0	0	6	5	11
AHERA	0	0	0	2	0	2
AIR21	1	3	8	31	8	51
CFPA	0	0	0	1	1	2
CPSIA	0	0	0	0	1	1
EPA	2	5	3	22	3	35
ERA	0	4	6	24	6	40
FRSA	20	13	22	79	39	173
FSMA	0	1	2	1	0	4
ISCA	0	0	0	1	0	1
NTSSA	0	2	2	8	1	13
OSHA	23	313	74	691	176	1277
PSIA	0	0	0	2	1	3
SOX	2	7	30	92	25	156
SPA	0	0	0	0	0	0
STAA	7	51	9	143	34	244
Total	55	399	156	1103	300	2013

Complaint Determinations – FY2012						
Statute	Merit	Settled	Settled Other	Dismissed	Withdrawn	Total Determinations
ACA	0	0	0	12	6	18
AHERA	0	0	1	3	0	4
AIR21	2	4	3	54	4	67
CFPA	0	1	0	4	7	12
CPSIA	0	0	0	4	0	4
EPA	2	8	3	26	5	44
ERA	0	4	11	39	8	62
FRSA	14	18	38	221	81	372
FSMA	0	3	1	7	7	18
ISCA	0	0	0	0	0	0
NTSSA	0	0	3	8	1	12
OSHA	18	294	88	980	339	1719
PSIA	0	0	0	2	0	2
SOX	2	10	28	89	28	157
SPA	0	4	0	11	2	17
STAA	7	59	11	205	77	359
Total	45	405	187	1665	565	2867